

SIZE GUIDE SHOE COVERS

SIZE	S	M	L	XL	XXL	XXXL
EU Shoe Size	38 - 39	40 - 41	42 - 43	44 - 45	46 - 47	48 - 49
UK Shoe Size	5.5 - 6	7 - 7.5	8.5 - 9.5	10 - 11	11.5 - 12.5	13 - 14
US Male	6.5 - 7	8 - 8.5	9.5 - 10.5	11 - 12	12.5 - 13.5	14 - 15

SIZE GUIDE GLOVES

SIZE	XS	S	M	L	XL	XXL
Hand circumference (cm)	< 19	19 - 20	20 - 21	21 - 22.5	22.5 - 24	> 24
Hand length (cm)	< 17	17 - 18	18 - 19	19 - 20	20 - 21.5	> 21.5
Hand circumference (inch)	< 7	7 - 7.5	7.5 - 8	8 - 9	9 - 9.5	> 9.5
Hand length (inch)	< 6.5	6.5 - 7	7 - 7.5	7.5 - 8	8 - 8.5	> 8.5

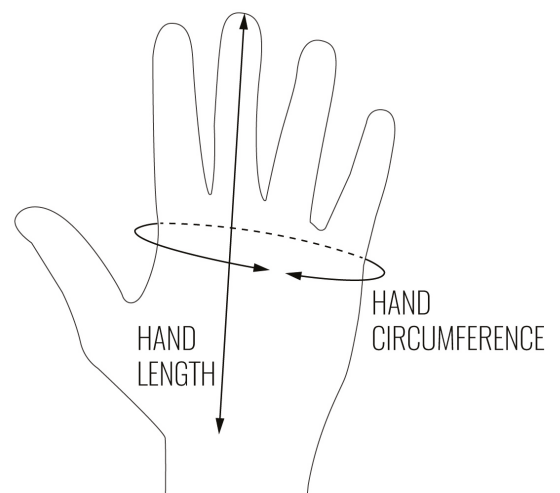
SIZING TIP

Winter gloves should be close-fitting but with enough room inside to allow for an insulating layer of air; if you are on the borderline between two sizes, then we recommend sizing up. If you want to wear liner gloves within these gloves we also recommend sizing up.

CARE INSTRUCTIONS

Machine wash cold. This product can be machine washed at 30°C. Hang dry. Do not tumble dry or dry on a radiator.

Wash your gear only when it is absolutely necessary; you will not only conserve water, but also minimise wear and tear on your products. Consider using a rag or sponge to spot-clean rather than giving it a full wash.



Hand Circumference: Measure the circumference around the knuckles of the hand

Hand Length: Measure the distance from top wrist crease to the tip of the middle finger, parallel to the finger

SIZE GUIDE SOCKS

SIZE	XS	S	M	L
EU Shoe size	35 - 38	38 - 41	41 - 44	44 - 47
UK Shoe size	3 - 5.5	5.5 - 7.5	7.5 - 10	10 - 12.5
US Male	4 - 6.5	6.5 - 8.5	8.5 - 11	11 - 13.5

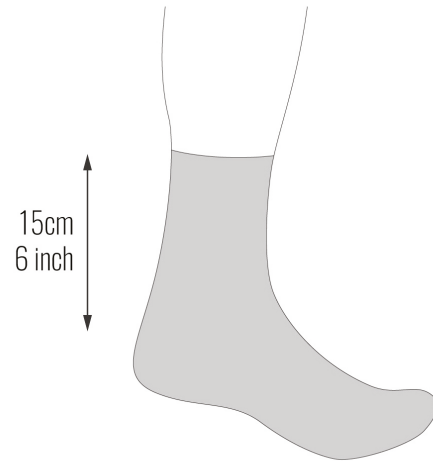
SIZING TIP

Our socks come in a range of sizes to ensure you get the most comfortable fit. If you are borderline between sizes then we recommend sizing up.

CARE INSTRUCTIONS

Machine wash cold. This product can be machine washed at 30°C. Hang dry. Do not tumble dry or dry on a radiator. Keep knitted products away from hook-and-loop closures to avoid fabric damage.

Wash your gear only when it is absolutely necessary; you will not only conserve water, but also minimise wear and tear on your products. Consider using a rag or sponge to spot-clean rather than giving it a full wash.



Approximate height of the sock shaft



GripGrab

SIZE GUIDE CYCLINGAITER

SIZE	S/M	L/XL
Above Ankle Circumference (cm)	22 - 28	28 - 36
Above Ankle Circumference (inch)	9 - 11	11 - 14

SIZING TIP

The CyclinGaiter may not be the same size as your shoe cover. This product is sized depending on the circumference of your lower leg, NOT your shoe size. Please check the size chart carefully to ensure you get the right size. This product is perfectly paired with any GripGrab Zipperless Shoe Cover—both road and off-road (X) versions.

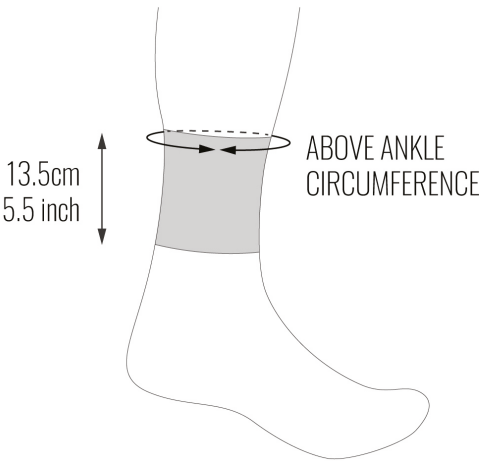
CARE INSTRUCTIONS

Hand wash cold. This product may be machine washed on the gentlest spin cycle on your machine (normally labelled ‘Hand Wash’) at a maximum temperature of 30°C. Hang dry. Do not tumble dry or dry on a radiator.

Wash your gear only when it is absolutely necessary; you will not only conserve water, but also minimise wear and tear on your products. Consider using a rag or sponge to spot-clean rather than giving it a full wash.



GripGrab



Measure the circumference 15cm (6 inch) above the bony prominence of the ankle

Note: both sizes of the CyclinGaiter are 13.5cm (5.5 inch) in length—only the circumference size differs

SIZE GUIDE HEADWEAR

SIZE	S	M	L
Head circumference (cm)	54 - 57	57 - 60	60 - 63
Head circumference (inch)	21 - 22.5	22.5 - 23.5	23.5 - 25

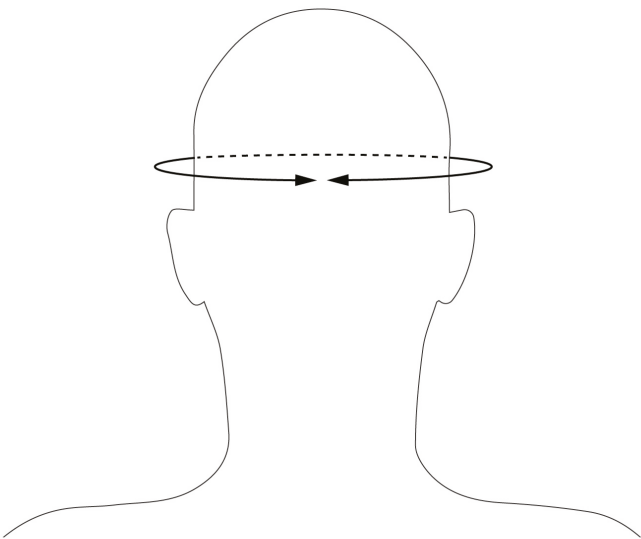
SIZING TIP

Our headwear is designed to be worn under a cycling helmet. If you are between two sizes then we recommend sizing up.

CARE INSTRUCTIONS

Machine wash cold. This product can be machine washed at 30°C. Hang dry. Do not tumble dry or dry on a radiator.

Wash your gear only when it is absolutely necessary; you will not only conserve water, but also minimise wear and tear on your products. Consider using a rag or sponge to spot-clean rather than giving it a full wash.



With a tape measure, measure around the circumference of your head at the largest point

GripGrab

SIZE GUIDE HELMET COVER

OUTER HELMET DIMENSIONS

	HEIGHT	LENGTH	WIDTH
Max (cm)	14	32	23
Max (inch)	5.5	12.5	9

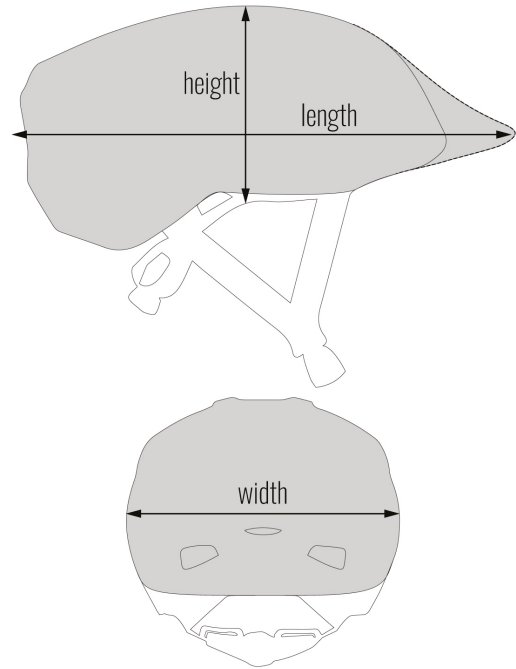
SIZING TIP

This helmet cover is designed to fit over all standard shape adult road cycling helmets. If your helmet has a large visor it may need to be removed in order to fit the waterproof cover over the helmet.

CARE INSTRUCTIONS

Machine wash cold. This product can be machine washed at 30°C. Hang dry. Do not tumble dry or dry on a radiator.

Wash your gear only when it is absolutely necessary; you will not only conserve water, but also minimise wear and tear on your products. Consider using a rag or sponge to spot-clean rather than giving it a full wash.



If your cycling helmet has a visor please include this in the height and length measurements if you do not wish to remove it


GripGrab

SIZE GUIDE BASE LAYERS

SIZE	XS	S	M	L	XL	XXL
Chest circumference (cm)	84 - 88	88 - 92	92 - 96	96 - 100	100 - 104	104 - 110
Waist circumference (cm)	67 - 72	72 - 77	77 - 82	82 - 87	87 - 92	92 - 97
Chest circumference (inch)	33 - 34.5	34.5 - 36	36 - 38	38 - 39.5	39.5 - 41	41 - 43.5
Waist circumference (inch)	26.5 - 28.5	28.5 - 30.5	30.5 - 32.5	32.5 - 34.5	34.5 - 36	36 - 38

SIZING TIP

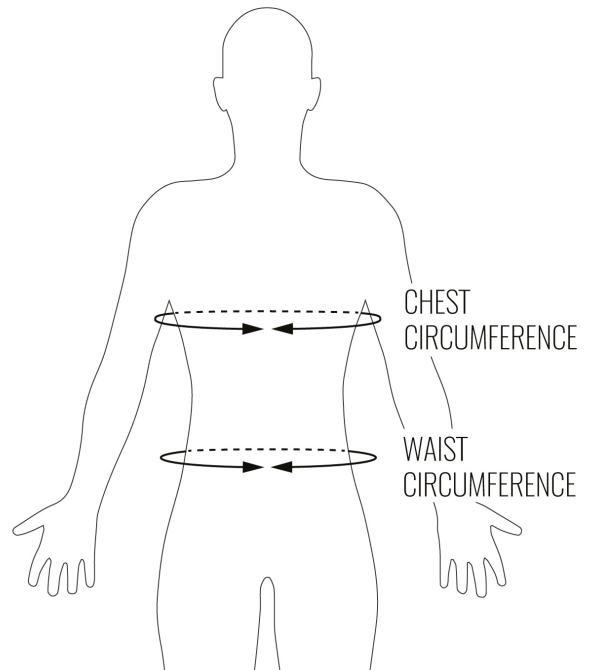
Our base layers are a unisex slim fit cut. Thanks to the stretch material they are able to accommodate a range of body shapes and sizes, but if you want a more relaxed fit we recommend sizing up.



CARE INSTRUCTIONS

Machine wash cold. This product can be machine washed at 30°C. Hang dry. Do not tumble dry or dry on a radiator.

Wash your gear only when it is absolutely necessary; you will not only conserve water, but also minimise wear and tear on your products. Consider using a rag or sponge to spot-clean rather than giving it a full wash.



Chest Circumference: Measure the fullest part around the chest under your arms

Waist Circumference: Measure around your natural waistline

GripGrab